

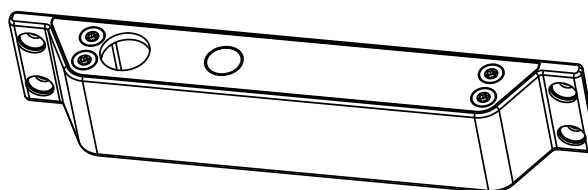
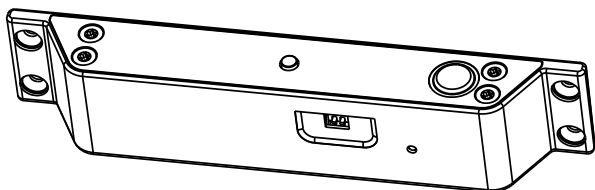

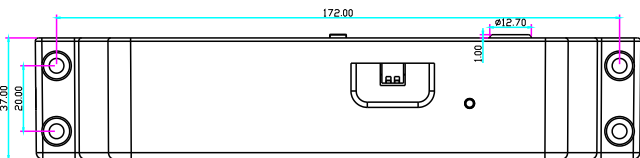
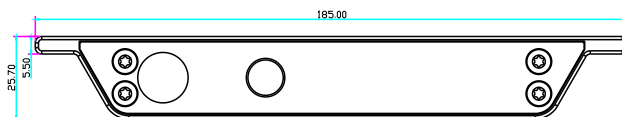
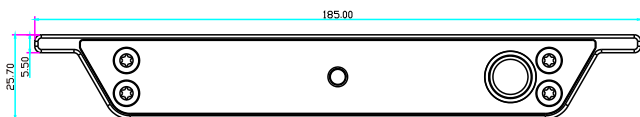
# Elektromechanische Türverriegelung SVB520 mit Status-LED



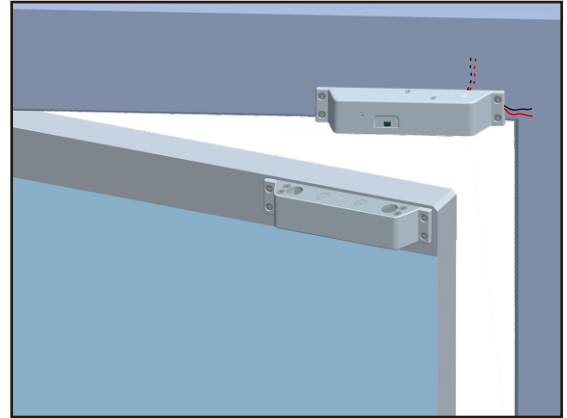
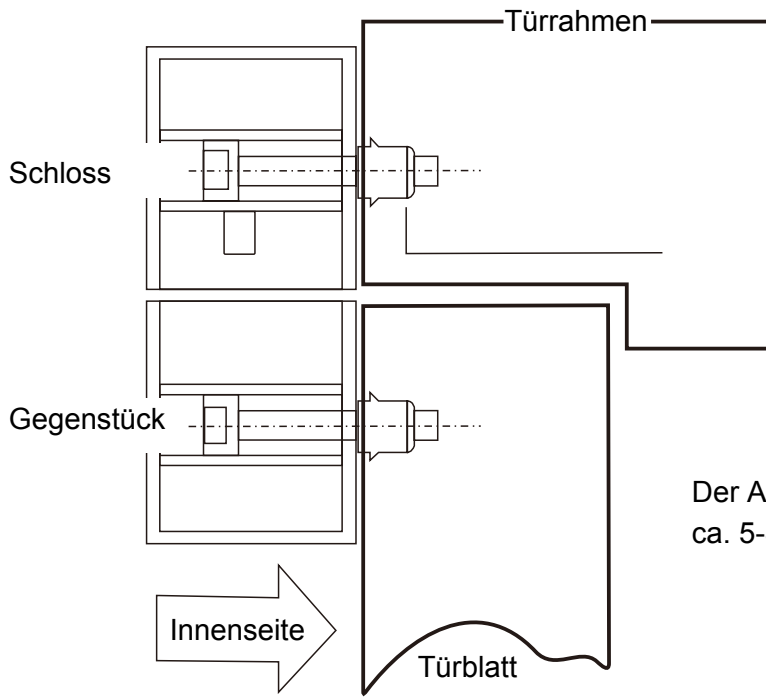
## Eigenschaften

|               |                                      |
|---------------|--------------------------------------|
| Schloss       | 185 x 26 x 37 mm (LxBxH)             |
| Gegenstück    | 185 x 26 x 37 mm (LxBxH)             |
| Bolzen        | Edelstahl, 16 mm Durchmesser         |
| Signalausgang | Tür-Status NO/COM                    |
| Verzögerung   | 0 / 3 / 6 / 9 Sekunden               |
| Spannung      | 12V DC                               |
| Stromaufnahme | Standby 180mA, Betrieb 960mA         |
| Funktion      | Ruhestrom (bei Stromausfall = offen) |
| Gewicht       | 1,2 kg                               |
| Qualität      | 500.000 x getestet, bis 1000 kg      |

## Abmessungen



# Installation



Der Abstand zwischen Schloss und Gegenstück darf ca. 5-8 mm betragen.

# Verdrahtung

